



BIOTECHNOLOGY FINISHING SCHOOLS PROGRAMME CUMULATIVE PROGRESS & ACHIEVEMENTS (2011 – 2016)

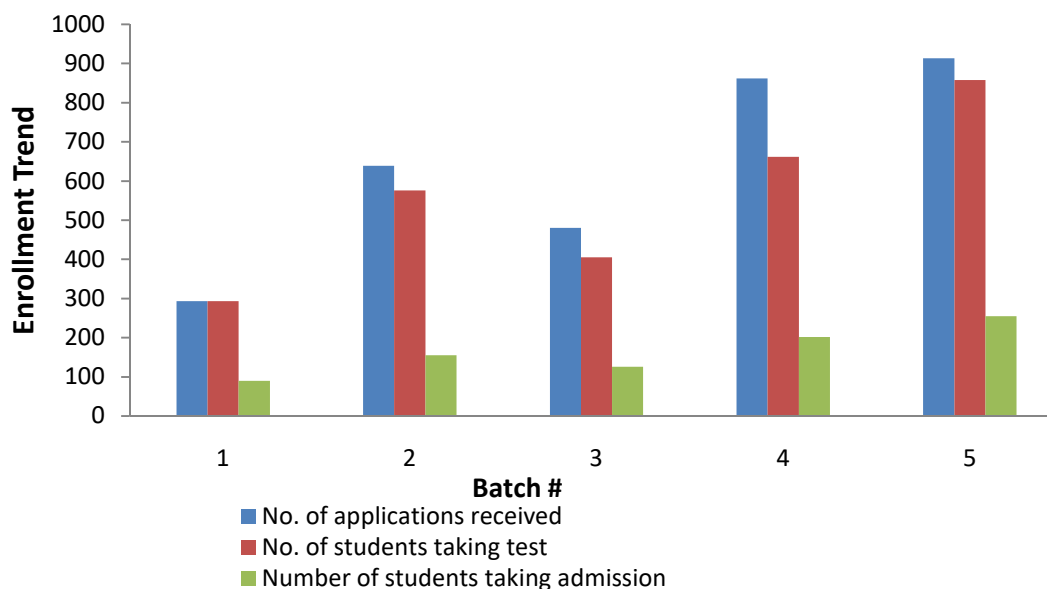
Program objective:

To bridge the gap between the industry and academia by imparting industry employability skills (both, hands-on and academic) to the students for enhancing job placement opportunities in the identified areas of BT domains.

A. Student's Enrollment Trend (Batch I to V):

A total of 828 students had enrolled for the BTFS program (cycle 1). Among 828 students, 268 were boys and 560 were girl students. 232 students were from Karnataka (~28%) and 596 students (~72%) were from other States. Students with BE/B.Tech qualification were 357 and with M.Sc./M.Tech qualification were 471. Again out of total 828 students enrolled in a total of 5 years, 734 have successfully completed the course. 95 students dropped out.

<u>BTFS - Enrollment trend across 5 years</u>				
#	Batch	No. of applications received	No. of students taking test	Number of students taking admission
1	1 (2011 - 12)	293	293	90
2	2 (2012 - 13)	639	576	155
3	3 (2013 - 14)	480	405	126
4	4 (2014 - 15)	862	662	202
5	5 (2015 - 16)	913	858	255
Total		3187	2794	828





KBITS



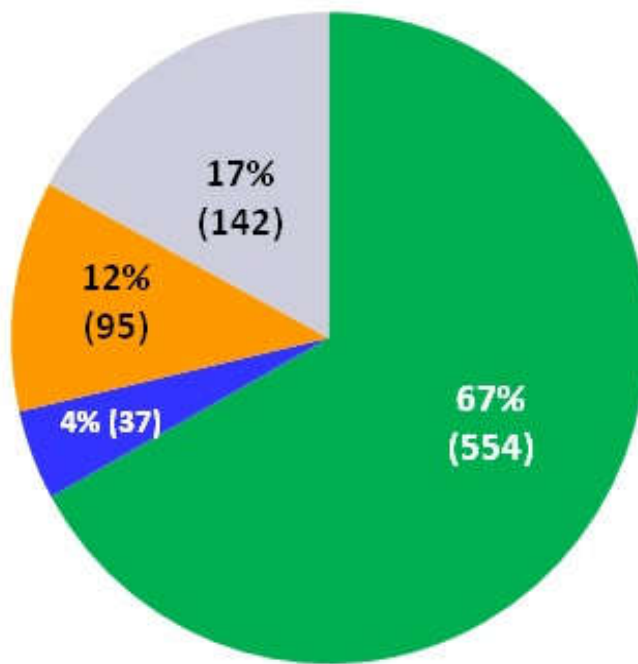
B. Internship and Job Placement Record (Batch I to V):

100% internship placements were achieved and most of the students from BTFS Batch I to V successfully completed internship at companies placed for internship.

Among 828 students, 554 got job placements either in the same company where they did their internships or were assisted by the BTFS host institutes for job placement in other companies. 37 students were not interested in job placement and 95 students dropped out of the program altogether.

Cumulative Placement Record for BTFS (2011-12 to 2015-16)

Batch #	Enrollment number	Dropouts	Not interested in Placement	Placed	Not Placed
Batch 1	90	7	16	53	14
Batch 2	155	16	1	95	43
Batch 3	126	13	13	89	11
Batch 4	202	22	4	140	36
Batch 5	255	37	3	177	38
Total	828	95	37	554	142



■ Placed ■ Not interested in Placement ■ Dropouts ■ Not Placed



KBITS

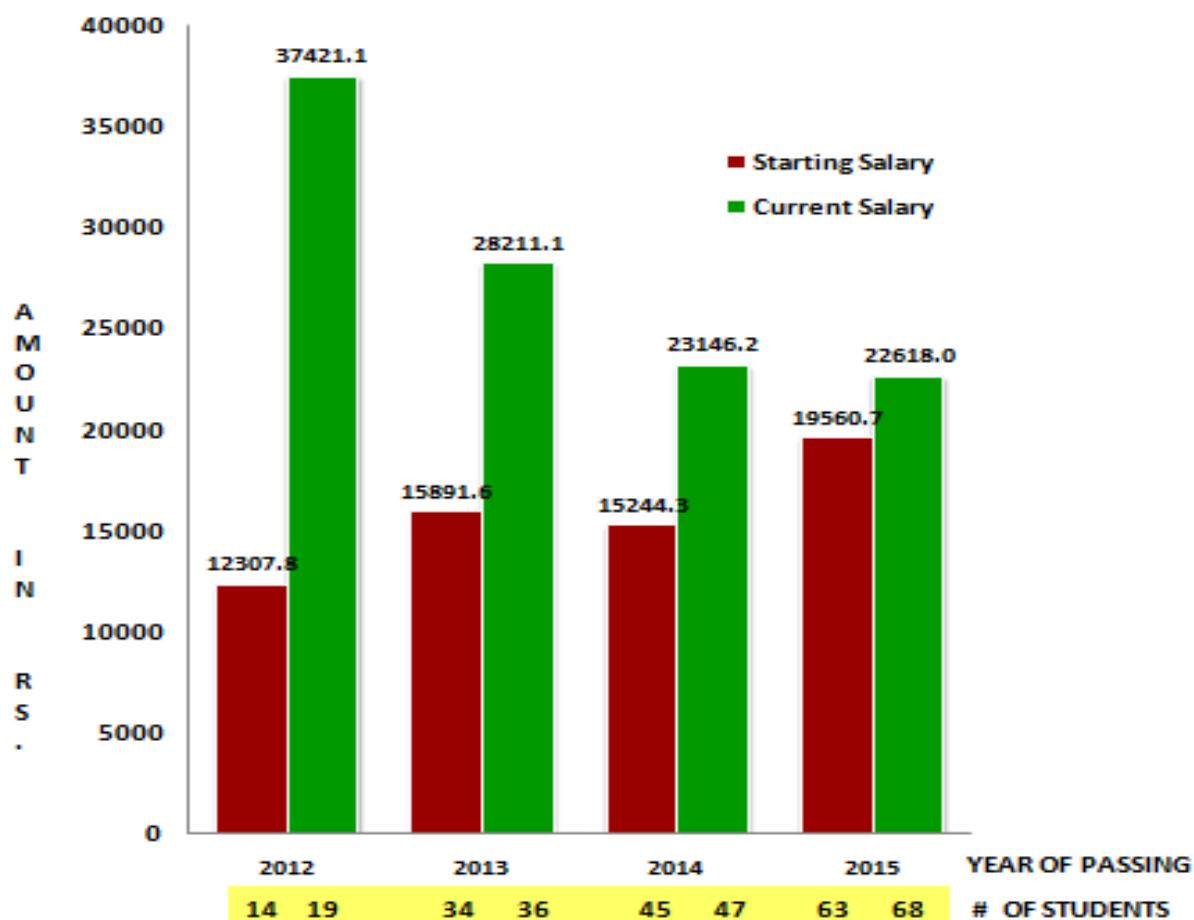


सत्यमेव जयते

C. BTFS Students Job Progress:

A general survey was undertaken (Oct - Nov. 2016) among the BTFS students of Batch I to IV to assess the student's career progression in terms of their average starting salary and current salary.

Year of passing	# of Students	Starting Salary	# of Students	Current Salary
2012	14	12307.8	19	37421.1
2013	34	15891.6	36	28211.1
2014	45	15244.3	47	23146.2
2015	63	19560.7	68	22618.0



The increased salary reflects the contribution of the BTFS students to the growth of company where they were employed in particular and Biotech industry in general.



D. List of Job Roles BTFS students performing in the Biotech Industry:

Admin - Food Products	Genomic Application Specialist	QC Analyst
Administrator - Clinical Research	Head - R&D	QC Chemist
Agricultural Loan officer	Horticulture Officer	QC executive
Analytical Executive	Imaging Research Associate	QA Officer - Clinical
Assistant Brewer	ISS Co-ordinator	Quality Manager & Technical Supervisor
Assistant Production Manager	Jr. Domain Expert - Health Care	Regulatory Affairs Associate
Assistant Professor	Junior Research Associate	Researcher
Assistant Trainee in QC	Junior Research Fellow	Research Assistant
Associate QA specialist	Junior Consultant	Research Analyst
Associate Executive	Junior Executive	Research Associate
Associate Operations Specialist	Junior Research Assistant	Research Consultant
Associate Research Scientist	Junior Research Scientist	Research Executive
Automation Consultant	Junior Researcher	Research Lab Technician
Bioanalytical Officer	Junior Scientific Analyst	Research Officer
Bioinformatics Analyst	Junior Scientist	Research Operation Assistant
Biotech Consultant	Junior Scientist Data Analyst	Safety Associate
Business Coordinator Trainee	Lab Instructor	Scientific Analyst
Business Process Lead	Lab Project Coordinator	Scientific Manager
Chemist	Managing Partner	Scientific Officer
Chromatography Operator	Marketing Executive	Scientist
Clinical Data Associate	Medical Coder - Trainee	Scientist - Trainee
Clinical Data Coordinator	Medical Service Associate	Scientist - Quality Control
Clinical Documentation Analyst	Microbiologist	Senior Process Associate
Clinical process associate	Process Chemist-Grade: JMC II	Senior Research Assistant
Clinical Research Associate	Product Executive	Senior Research Associate
Content Writer	Production Executive	Senior Research Fellow
Contract Employee	Production Officer	Statistical Programming Trainee
Contract Research Assistant	Program Coordinator	Trainee Production Chemist
Cryo-Preservation Executive	Project Assistant	Trainee Scientific Officer
Drug Safety Associate	Project Fellow	Upstream Lab Trainee
EPT Manager, Chemist	Project Investigator	Young Scientist
Executive - Operations	Project Trainee	
Executive - Quality Control	Proprietor	
Executive in R&D Cell Culture	Quality Assurance Executive	
Executive Learning & Development	Quality Control Executive	
Genome Artist	QC / QA Analyst	